
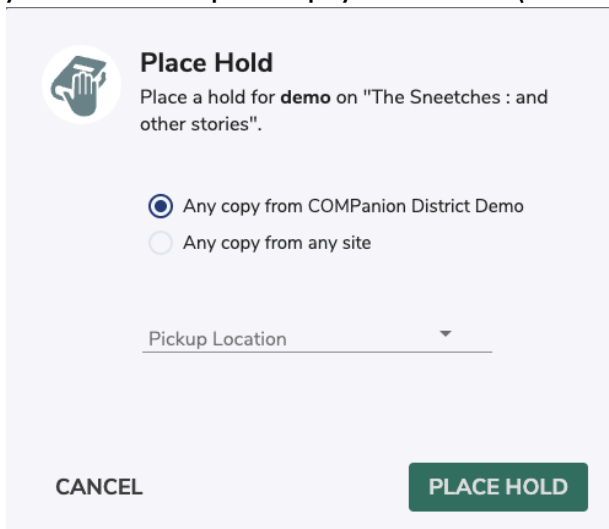



# How to Place a Hold in Researcher


Placing a hold in Researcher is easy-peasy!

1. Find the book you want to place on hold using Search, Scout, Browse, or Explore.
2. Click on the book.
3. Click on the  hold icon.
4. Log in to your account if you're not already logged in.
5. You might be asked to choose between a copy from your current library (**Any copy from \_\_\_\_\_**) or any library (**Any copy from any site**). Also choose where you want to pick up your book (**Pickup Location**).



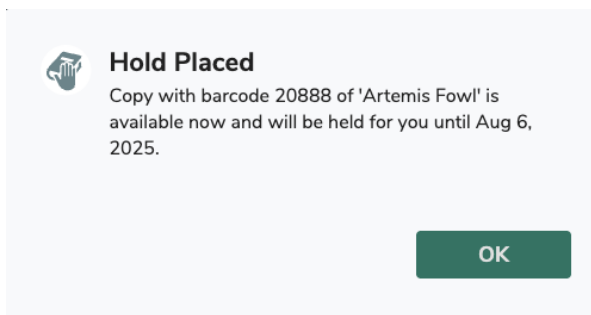
 **Place Hold**  
Place a hold for **demo** on "The Sneetches : and other stories".


☒ Any copy from COMPanion District Demo  
☐ Any copy from any site

Pickup Location 

CANCEL PLACE HOLD

6. Click **Place Hold** to place the hold, or click **Cancel** if you want to place a hold on a different book.
7. A confirmation will pop up letting you know your hold has been placed!



 **Hold Placed**  
Copy with barcode 20888 of 'Artemis Fowl' is available now and will be held for you until Aug 6, 2025.

OK